



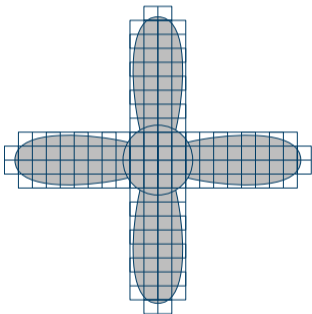
# CutFEM-style methods in FEniCS-X: CAD and level sets

August Johansson, Vibeke Skytt  
Mathematics and Cybernetics, SINTEF Digital

FEniCS 2021

2021-03-24

# Finite element methods on non-matching meshes




- Non-matching mesh construction is easy.
- The mesh is used for the finite element approximation.
- The mesh is **not** used for geometry approximation.
- Several methods exist: CutFEM,  $\phi$ -FEM, TraceFEM, etc.
- Beneficial for problems with dynamic domains.
- **Cut elements** are  $K : K \cap \partial\Omega \neq \emptyset$ .
- Custom quadrature on the cut elements for

$$\int_{K \cap \Omega} dx \quad \text{and} \quad \int_{K \cap \partial\Omega} ds$$

- **This talk:** a "library" with custom quadrature based on FEniCS-X.



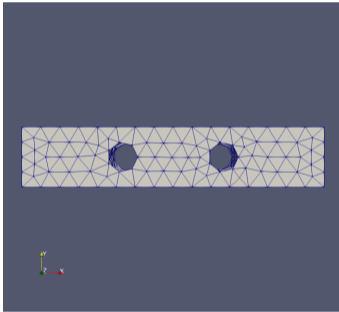
# Custom quadrature in FEniCS: MultiMesh 2D

---



# Custom quadrature in FEniCS: MultiMesh 3D

---



## Extensions to FFC-X & DOLFIN-X

---

The **FEniCS** pipeline has functionality for custom integrals:

```
void tabulate_tensor_custom(A, w, c, coord_dofs,  
                           num_qr, qr_pts, qr_w, normals)
```

Extend **FFC-X**:

- Include metadata as

```
ufl.dx(metadata={'quadrature_rule': 'runtime'}, domain=mesh)
```

- Make such integrals generate code for the custom integral type.
- Generate code for
  - calling `evaluate_basis_derivatives()`.
  - using the provided normals.

Extend **DOLFIN-X**:

- Add support for the custom integral type.
- Mimic setup for cell integrals.

## Important high-level functionality

---

- **Custom assembler** mimicking examples from `test_custom_assembler.py`:

```
custom_assemble_matrix(form, [(cells, qr_pts, qr_w, normals)])
```

- Works as standard FE assembly:
  - Set up sparsity pattern (same as cell integral type).
  - Loop over cells (typically the cut cells).
  - Call the custom integral kernel.
  - Assemble into the global matrix (e.g. calling `MatSetValues`).
- Utilities for setting **mesh tags** from the geometry representation.
- Function for **locking inactive dofs** similar to `DirichletBC`.

## Python example for testing bulk and surface quadrature

---

```
geom_kernel = Geometry('circle.iges')
cut_cells, uncut_cells = geom_kernel.cells()
qr_pts, qr_w = geom_kernel.bulk_qr()
qr_pts_surf, qr_w_surf, normals = geom_kernel.surf_qr()
bulk_data = (cut_cells, qr_pts, qr_w)
surf_data = (cut_cells, qr_pts_surf, qr_w_surf, normals)

cell_tags = get_cell_tags(mesh, uncut_cells, uncut_cell_tag=1)

dx_cut = ufl.dx(metadata={'quadrature_rule': 'runtime'}, domain=mesh)
dx_uncut = ufl.dx(subdomain_data=cell_tags, domain=mesh)

area = custom_assemble_scalar(1.0*dx_cut, [surf_data])
vol = custom_assemble_scalar(1.0*dx_cut, [bulk_data])
      + dolfinx.assemble_scalar(1.0*dx_uncut(uncut_cell_tag))
```

# Obtain quadrature from external libraries

## CAD: GoTools library

- <https://github.com/SINTEF-Geometry/GoTools>
- Spline geometry libraries by V. Skytt, T. Dokken et al (SINTEF).
- Quadrature created from tensor product-type constructions (work in progress).

## Level set: Algoim library

- <https://algoim.github.io>
- Level set library by R. Saye (LBL).
- Provides accurate quadrature.

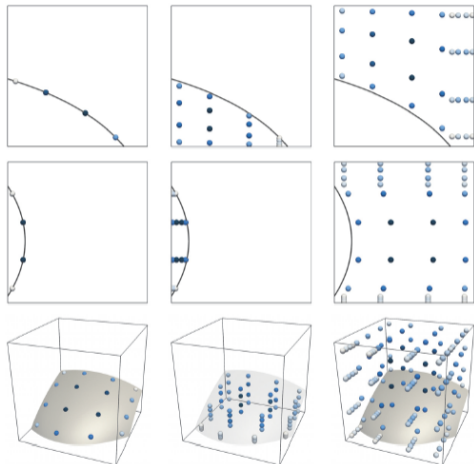


Figure: From <https://algoim.github.io> (with permission).



## Example: CutFEM Poisson on a circle, **spline** geometry

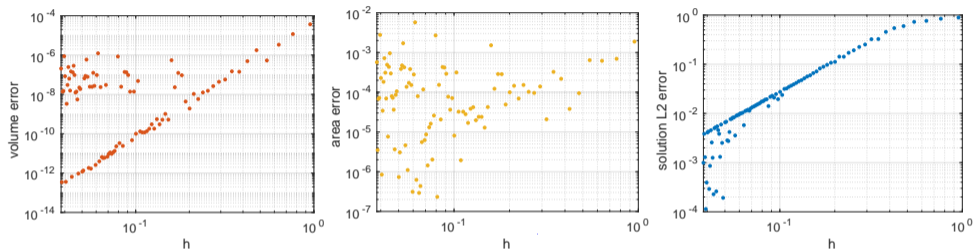


Figure: Relative volume error, relative area error and  $L^2$  error.

### Conclusions:

- Quadrature not correct.
- Do not see all errors in a weak norm.

# Example: CutFEM Poisson on a circle, **level set** geometry

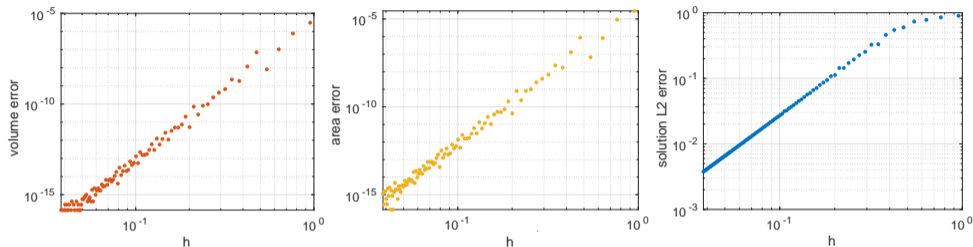


Figure: Relative volume error, relative area error and  $L^2$  error.

## Conclusions:

- Quadrature correct.
- Perfect convergence.



Technology for a better society